



www.V-tech-sys.com

A close-up photograph of green ginkgo leaves, showing their characteristic fan shape and veins. The leaves are bright green and appear to be part of a branch. The background is a solid, vibrant green.

**There are many environments
*We create the green one***

V-data Analysis and Processing

V-tech Business Intelligence Analytics And data warehousing (Dynamic Reporting System)

Introduction:



V-tech is a specialized company in Business Intelligent, Fixed Assets, Hospitality and Retail solutions. Our company offers in the same time hardware and software complete solutions in addition to full support. We help you to analyze, design and build your system in easy smooth way. With our large experience and deep analysis we help you to make your business more fun.



We are a group of young people who were gathered in one company from IT solutions market. Because of vast experience of each person in our team we became one of the fast growing companies in this field. This expanding is due to the experience, harmony, hardworking of our team. Our company is built on sharing and fair treatment for all employees and customers.



We are running a 24 hours support online system, our team can help you solve any problem any time anywhere on your computer.



We are running a 24 online service center. We have well trained service engineers with large experiences ready to handle various problems on hospitality and retail systems.



We run in-house design and in-house manufacture. One stop solution makes us capable to control lead time, quality and OEM, ODM request.



Our Vision:

Our vision to be the leader company in Business Intelligence solutions in the region and to reach Excellency in customer service.

Our Mission:

V-Tech's primary mission is to provide high quality products and services in affordable costs to our customers along with professional after sales support through qualified team of engineers and technicians, and most importantly respecting their warranties, maintenance and sales agreement

What we do:

V-tech provides comprehensive Business intelligence, Security, Fixed assets, Warehousing and Financial solutions. From our experience and interest in the needs of our customers we have created advanced, easy to use solutions that are rich with useful features.

We have over ten years of experience in developing, implementing and maintaining information systems in the above mentioned fields.

We have a lot of dealers in many cities in Poland, Norway, Jordan and Saudi Arabia.

Our priority is to cooperate with our customers and to offer them continuous development of tools and designing.

We can provide 24 hours full service and maintenance for our customers.



Our Services and products

Software products::

- Data warehousing and Business Intelligence Analytics (Dynamic Reporting System)
- Fixed assets solution
- Warehouse and POS systems for Hospitality
- Warehouse and POS Systems for Retail
- Delivery and Call Center Systems
- Wireless inventory taking (Palm solutions)
- Catering System
- Van-Sale Solutions
- RFID and Tracking Systems Solutions
- ERP Solutions
- SPA Solution
- Hotel Solutions

Hardware products:

Industrial Scanners, Barcode Printers, Kiosk systems, Touch POS All in one , Receipt printers, Barcode scales, Scales, Barcode scanners, Price Checkers, Cash Drawers.

Security services:

Physical security, PKI, Network Security.

Consulting Services:

- ISO 27001 Consulting
- Communication administrative Systems
- ERP Systems
- Warehousing Systems
- PKI
- Physical security



V-tech was established in order to provide the Middle East markets with business software and complementing services. The company markets and implements renowned Business Intelligence, fixed assets, Warehousing and barcode systems and provides product development services to small, medium to large sized companies.

V-tech is the booming Solution Provider in the region, combining comprehensive industry knowledge with technical know-how to deliver cost-reducing and revenue-raising e-solutions based on the latest technologies through its development team.

V-tech offers its clients complete business software solutions. Functional areas of the business categorize our solutions. Any software product offered by us is encapsulated in a comprehensive, tailored series of services that are uniquely designed and accurately timed to improve the beneficiaries of the business process. Services include, but are not limited to, pre-sale consultation, training, implementation, and technical support.

V-tech believes that the software portion is only a tool for achieving business goals, and therefore, not the ultimate product that is sought. This is particularly why we have taken the extra step of widening the scope of offering to complement the tool and providing a complete solution.

Through our experience with the leading companies in the region, we have gained a well-founded understanding of the market and acquired a repertoire of clients including multinationals, and leading local companies operating on regional, and international levels.

V-tech research and development department is constantly updating its products and adding features to be always ahead of our clients' needs. Comprehensive upgrade policies ensure that our clients always attain the latest features and ensure smooth improvement of their business operation. We want to make sure that even our fastest growing clients never outgrow us. We also provide tools for our sophisticated clients who have the ability to customize part of our products themselves.

Our people are young, freethinking, diversified, and full of ideas. Our team's capabilities, experience and training are all focused on the new technologies and the new development tools. Highlights on our team will be provided in this proposal, including our team's structure, skills, and even CVs for potential project personnel will be included

V-tech business Intelligence and data warehousing System



The V-tech software business intelligence software is a dynamic reporting system allowing to define own statistical reports, analytical reports, Tree reports, Pivot table reports, Charts and Forms by selecting system variables, customer can save them and review them any time on defined forms, or on diagrams, or on adjustable charts, which giving comfort for working similar to the one provided by reporting applications.

With V-tech software, you can create brilliant business different kinds of statistical or analytical or normal reports, graphs, forms and other visualizations with just a few clicks of your mouse. Drill down to see exactly the information you need or build performance dashboards for sharing with anyone. Our customers regularly state that tasks that take hours in Excel are completed in minutes with V-tech software.

V-tech software has two options: to be connected directly to database or connected to the data warehousing database which usually is updated every some time defined by the administrator. The system enables quick and multidimensional inspection of the data. Multidimensionality gives grounds for conducting analyses because of flexibility for accessing information. The system allows having different levels of data aggregation – for instance, annual, quarterly, daily.

V-tech software is 100% dynamic reporting software that easily integrates with any application without costly development or training. V-tech software's architecture means that report development and deployment in diverse environments no longer require costly integration of various resources, as V-tech software balances all of your available resources. V-tech software can be seamlessly integrated, and is completely customizable.

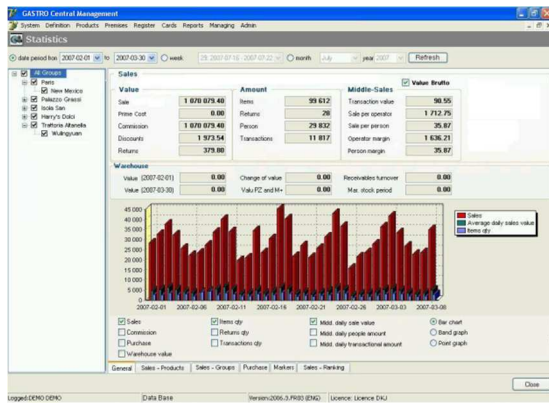
Supporting high management members:

V-tech software is a combination between data mining and decision support system. Tools used in V-tech software help high management employees by providing them intelligent outputs to decide the right actions.

V-tech software can be connected online to any kind of DBMS like ORACLE, Microsoft SQL databases or any other kind of DBMS.

V-tech software can export the results of any report to many kinds of formats like: PDF, XLS, XML,

V-tech software can generate many kinds of reports: statistical reports, analytical reports, periodical reports, forms reports and others.



GASPRO Central Management

System Definition Products Payment Register Cards Receipts Shipping Admin

Warehouse document register

Type

☒ PEGPACOR
 ☐ Gas period from 01.01.2006
 ☐ To 10.29.2007
 ☐ Or week 44.2007.05.05...2007.11.04
 ☐ Or month
 ☐ Or quarter
 ☐ Or year 2006

Warehouse

For products
 All products
 Value from 000000
 To 9999

☒ Attention
 ☒ Last
 ☒ Warning
 ☒ Error
 ☒ Outflow

Warehouse selection

Symbol	Description
MSB	Warehouse 2
MSB	Central warehouse
MSB	Warehouse default

Warehouse	Symbol	Number	Date	Net value	Unit value	Gross value	Payment day	Cheque	Contact	Notes
MSB	PC	1	2006-10-22	13.05	0.96	14.01	2006-10-23	03	POS Company Co	
MSB	PC	2	2006-11-23	7.71	122.83	2006-11-23	03	FGI Restaurant		
MSB	PC	3	2006-11-23	5.46	206.46	2006-11-23	03	Spa Kanta		
MSB	PC	4	2006-11-23	5.42	85.90	2006-11-23	03	PAUL & Co		
MSB	PC	5	2006-11-23	26.85	250.77	2006-11-23	03	Makro		
MSB	PC	6	2006-11-23	41.64	1 420.44	2006-11-23	03	Spa Kanta		
MSB	PC	7	2006-11-23	15.10	136.47	2006-11-23	03	P.P.A.U.		
MSB	PC	8	2006-11-23	26.37	860.40	2006-11-23	03	JANE Cosmopolitan		
MSB	PC	9	2006-11-23	13.60	341.60	2006-11-23	03	FGI Restaurant		
MSB	PC	10	2006-11-23	136.21	577.80	2006-11-23	03	JANE Cosmopolitan		
MSB	PC	11	2006-11-26	5.44	192.84	2006-11-26	03	POS Company Co		
MSB	PC	12	2006-11-26	136.53	3 111.47	2006-11-26	03	JANE Cosmopolitan		
MSB	PC	13	2006-11-26	11.19	179.03	2006-11-26	03	POS Company Co		
MSB	PC	14	2006-11-26	4.41	135.41	2006-11-26	03	FGI Restaurant		
MSB	PC	15	2006-11-26	12.15	189.59	2006-11-26	03	POS Company Co		
MSB	PC	16	2006-11-26	25 141.18	284 693.17	2006-11-26	03	POS Company Co		

Index

Net value

Unit value

Gross value

Payment day

Cheque

Contact

Notes

100000

Parake

13.05

0.96

14.01

2006-11-23

03

POS Company Co

100000

15

13.05

0.96

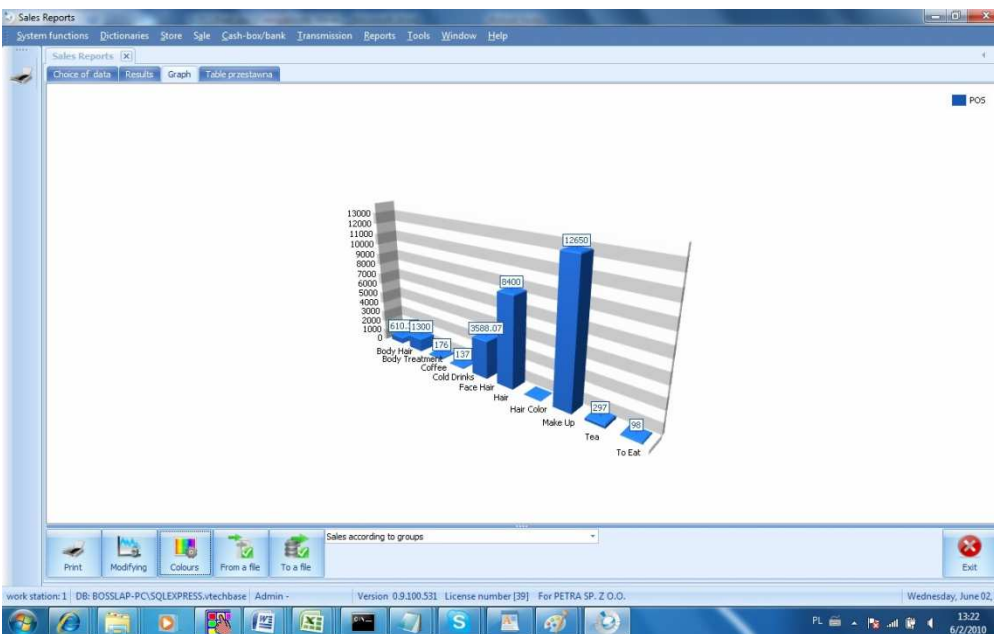
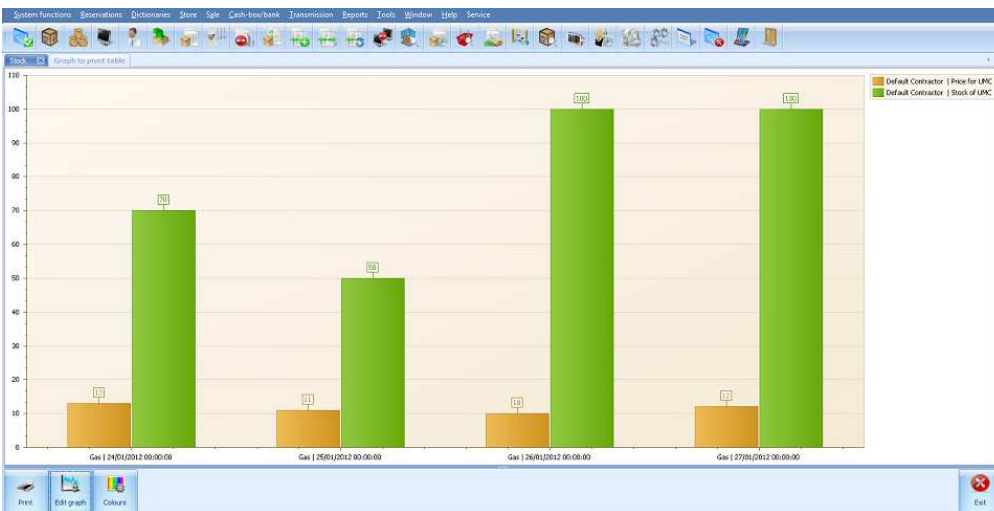
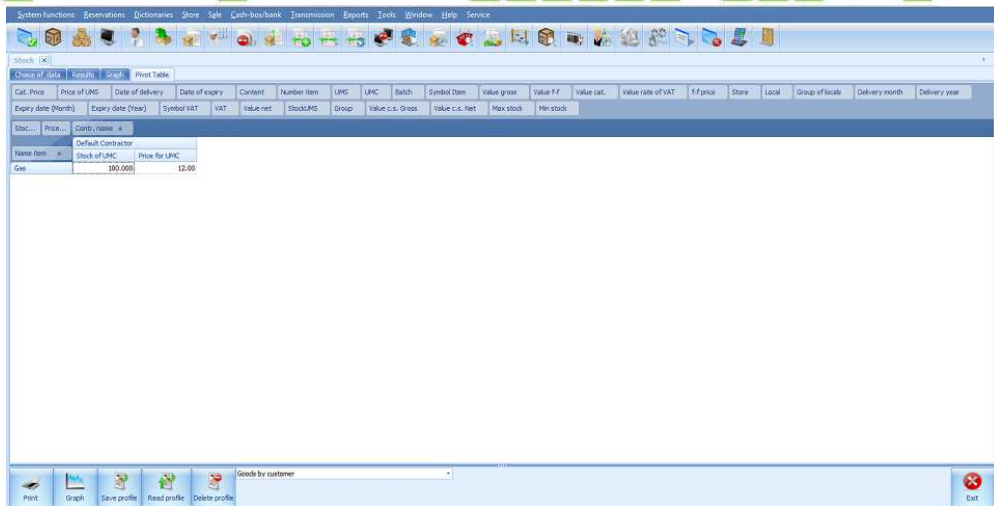
14.01

Logged: CERO

DATA Base

Version: 2006.10.03 (ENG)

License: License (XJ)



Goals and Objectives

The main goal of our company is to automate the reporting system to make it very easy and handy to the customer. Therefore the goal is purchase out-of-the-box software with superior functionality to the needs of the business more completely.



to
support

The plan to make the system operates is as the following:

1. Study the actual status
 - The start of the project and the development of the project document and project implementation plan
 - Understanding the current organizational structure for academic, administrative and financial programs
 - Meetings with professionals to discuss the actual situation
 - Put the outlines for the types of reports and authorities
2. Development of dynamic reports for the database
 - Study databases and their components and their associations and their variants.
 - Develop the reports screens for different configurations
 - Workshops to determine the reports and the types and variables
 - Develop graphics charts for the dynamic reports
3. Develop the tree reports of the database
 - Develop reports screens for different configurations
 - Workshops reports and determine the types and variables
4. Development of fixed reports and testimonies for the database
 - Reports the development of screens for different report and briefing
 - Hold workshops to determine the reports with types and variables
5. Hold workshops for training on how to use the new dynamic reporting system
 - Develop the training plan with the relevant departments
 - Hold training classes on how to use the new reports.
6. The scope of work can include any kind of system modules like:
(Academic system, personnel system, warehouse system,
Accounting and budget system, contracts and financial system, document
management system, etc.)

Why V-tech business Intelligence???

The thirteen "yes's" saying takes V-tech software:

1. **Low license cost** for the software comparing with oracle business Intelligence.
2. There is **no additional license payment** for software database.
3. **Unlimited** number of connected different databases for different solutions.
4. **Unlimited** number of **users**.
5. **Easy** to be **used** by anyone from programmer to normal employee to top management.
6. **Unlimited** number of **reports** screens.
7. **Dynamic reporting**, which can be used by any employee easily.
8. **Easy** to create different kinds of **forms**.
9. **Easy** to create **charts** and graphic representation for data.
10. **Pivot table** with three dimension reporting connected with automatic charts.
11. **Tree reporting** with dynamic and multi filtering online system.
12. Graphical design for group of reports with **multi kind of filtering screen**.
13. **Arabic support** for the whole system even columns taken from other foreign database.

Scope of Work



In this section we list the scope of this proposal in brief. In addition, items not within the scope of the proposal and the assumptions made while writing the proposal are also mentioned. The solution details are later mentioned in the ***Solution Description*** section.

Total Business Solution

As part of our offering a dynamic reporting system will be implemented for (Company). The application will have a simple interface and will be available in both English and Arabic.

Business Intelligence and Data Warehousing Solution

V-tech software solution Standard

V-tech software Solution Standard is the initial suite having the basic features of Dynamic Reporting System that include:

- Screens to collect filters with friendly User Interface
- Dynamic reporting systems
- Fixed reporting
- Fixed Reporting designing
- Fixed Reporting printing
- Data export with multi types for reports like PDF, XML, Excel and so on.

V-tech software Solution Advanced

V-tech software advanced solution is a rich version that provides most of the basic and advanced features of Dynamic Reporting System. These features include:

- Screens to collect filters with friendly User Interface
- Dynamic reporting designing
- Dynamic Reporting printing
- Data export with multi types for reports like PDF, XML, Excel and so on.

V-tech software Enterprise

V-tech software Enterprise is the highest and the most advanced suite of V-tech solutions. V-tech software Enterprise allows full control over the complete warehouse process besides extra features added to the advanced Back Office that allows smooth integration and avoids further complications. V-tech software Enterprise includes the below features:

- Screens to collect filters with friendly User Interface
- Dynamic reporting designing
- Dynamic Reporting printing
- Data export with multi types for reports like PDF, XML, Excel and so on.
- Extra Back Office Modules:
 - Graphic charts
 - Sending reports by email and sms
 - Pivot table reports with drag and drop variable collection
 - Tree reports with sorting options

Solution Scope

V-tech proposed a solution that includes installation, training and implementation of V-tech software:



Product Overview



V-tech software Business Intelligence

V-tech software is a dynamic reporting and analysis system allowing defined reports which are ready for presentation on defined forms, in diagrams and in adjustable charts giving comfort for working being very similar to the one provided by reporting applications.

The system enables quick and multidimensional inspection of the data, such as sale according to products, geographical area, distribution channel, time, etc. Multidimensionality gives grounds for conducting analyses because of the flexibility for information accessing. The system allows one to have different levels of data aggregation – for instance, annual, quarterly, daily sale, sale in a given city, country, on a given continent. Calculating the increase trends, average increase, for instance, of sale in a specified time, the influence of promotion on sale is possible now – thanks to Central Management System.

V-tech software can automatically sort, count, total or give the average of the data stored in one table or spreadsheet. It displays the results as fixed reports, tree report or pivot table showing the summarized data. Such reports are also useful for quickly creating unweighted cross tabulations. The user sets up and changes the summary's structure by dragging and dropping fields graphically.

The system can be connected to any kind of DBMS like ORACLE, Microsoft SQL database or any other kind of database.

V-tech software is a powerful tool for data analysis, statistical reports, forms templates, fixed reports and pivot table.

Fixed Reports:

- Build fixed reports.
- You can add logs, images, charts.
- Use multi kind of filters.
- Save results in many formats: PDF, HTML, MHT, RTF, XLS, XLSX, CSV, Text or image.

Tree Reports:

- Select the variables you want to use.
- Save or read old reports.
- Use multi kind of filters.
- Add total and subtotals.
- Save results in many formats: PDF, HTML, MHT, RTF, XLS, XLSX, CSV, Text or image.

Pivot Table Reports:

- Select the variables you want to use.
- Save or read old reports.
- Use multi kind of filters.
- Save results in many formats: PDF, HTML, MHT, RTF, XLS, XLSX, CSV, Text or image.



Statistical reports:

- Select the variables you want to use.
- Save or read old reports.
- Use multi kind of filters.
- Save results in many formats: PDF, HTML, MHT, RTF, XLS, XLSX, CSV, Text or image.

Graphic Charts:

- Create your own charts in same way like in Excel.
- All reports in Pivot table can be presented directly by graphic charts with different types.

Reports printing and exporting:

- Reports can be printed directly to printers.
- Reports can be saved in different forms like PDF, HTML, MHT, RTF, XLS, XLSX, CSV, Text or image.

Access rights and privileges:

- Define groups with authorities like (Users, managers, administrators)
- Save each user to any of these groups.

Reports & System Output:

V-tech solution provides a comprehensive dynamic reporting system that allows the management to closely monitor their teams' activities and performance. V-tech reporting system also allows users to:

- Create reports to be sent by email to specific recipient.
- Add additional filters
- Place security measures on specific reports in terms of who can view it.

V-tech provides a number of reports including but not limited to:

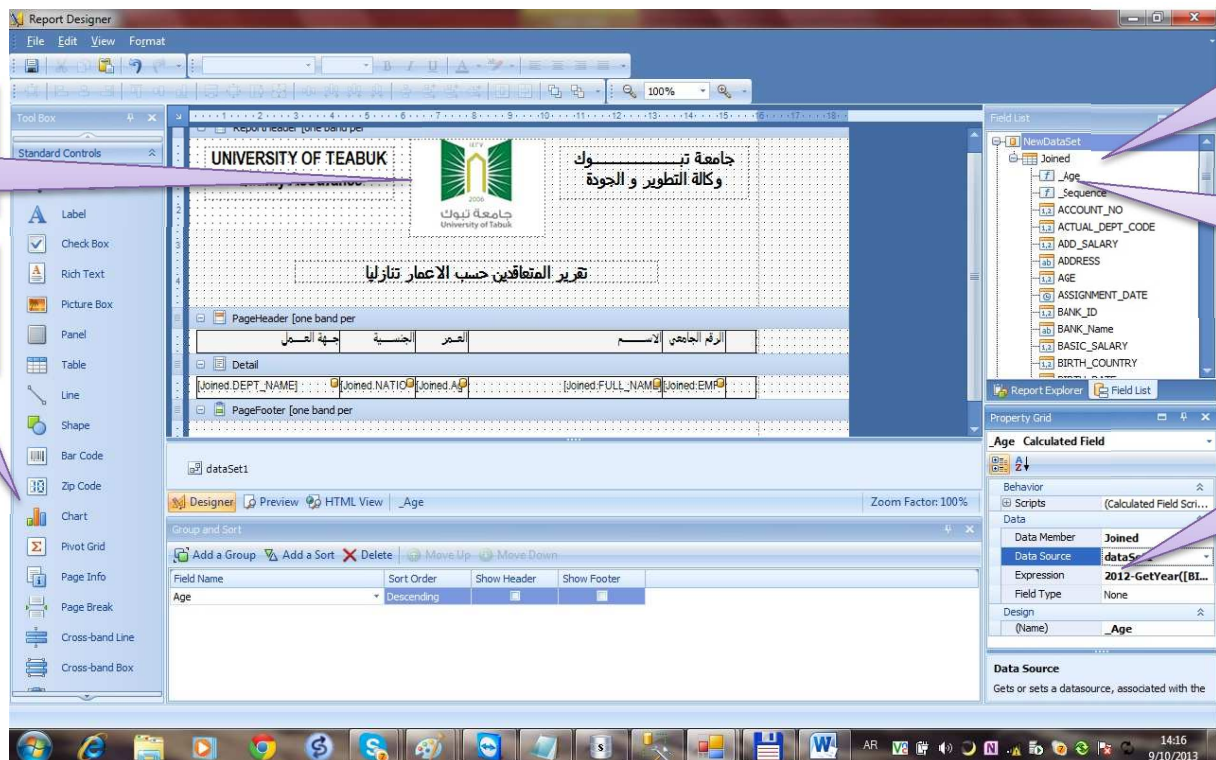
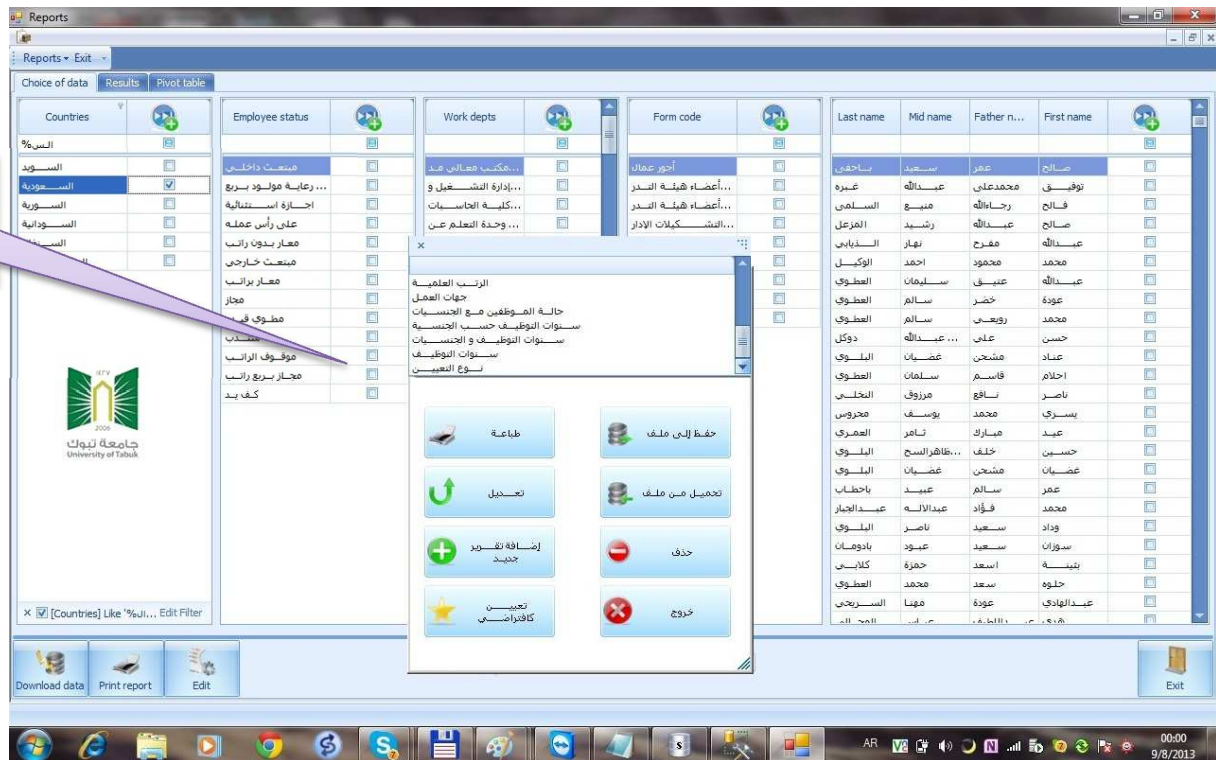
- **Daily Reports:** V-tech will keep track of all movements made on each day.
- **Archival reports:** The manager can review a summary report of all kinds of modules for the Academic and financial system. These reports are made.

Dynamic report system is a multi-task flexible tool that provides tens of reports which can be viewed in any place and at any time. These reports are customizable as well where new fields can be added are unwanted fields can be removed.

The reports are derived from the report manager that addresses all the organization levels starting from the top management through middle management. The main aim of these reports is to provide a true and detailed insight of the transferring process and its affect on the different other areas of the business as a whole.

Fixed Reports:

Fixed reports are the basic types of reports for V-tech software system. All reports can be modified, deleted, copied, export or import by manager or users depending on authorities. Report design screen is a drag and drop screen where user can add any variable, create new calculated variables, add charts, tables, pivot table, images, etc. in simple way. Reports output can save in many formats: PDF, HTML, MHT, RTF, XLS, XLSX, CSV, Text or image. See below images.



Tree Reports:

Tree reports are the second type of reports in V-tech software system. All reports can be modified, deleted, copied, export or import by manager or users depending on authorities. Report design screen is a drag and drop screen where user can add any variable removed one in simple way. User can add total or subtotal calculated value like (Sum, Average, Min, Max, etc.). User can make simple filtering according to columns or he can make an advance filtering using multiple variables with an operation combination (like: or, and, contain, =, >, <, <>, etc.). Reports output can save in many formats: PDF, HTML, MHT, RTF, XLS, XLSX, CSV, Text or image. See below images.

Reports

Choice of data Results Pivot table

NATIONALITY_NAME GENDER_NAME

EMPLOYEE_ID BIRTH_DATE JOIN_DATE BIRTH_YEAR AGE CODE_NAME NATIONALITY_NAME FULL_NAME NATIONALITY_NAME JOB_ID JOB_DESCRIPTION STATUS_DATE

Sort Ascending
Sort Descending
Clear Sorting
Group By This Column
Hide Group By Box
Remove This Column
Column Chooser
Best Fit
Best Fit (all columns)
Filter Editor...

MAX=296258 MIN=1696 SUM=1696

Print Page Copy Paste Total Subtotals

الرتب العلمية
جهات العمل
حالة الموظفين مع الجنسيات
سنوات التوظيف حسب الجنسية
سنوات التوظيف
سنوات التوظيف
نوع التعيين

جامعة تبوك
University of Tabuk

12:45
9/10/2013

List of saved
Tree reports

Add total and
subtotal
(Sum,Average,
Min,Max, etc.)

Reports

Choice of data Results Pivot table

DEPT_NAME NATIONALITY_NAME

EMPLOYEE_ID BIRTH_DATE JOIN_DATE GENDER_ID BIRTH_YEAR AGE CODE_NAME FULL_NAME NATIONALITY_NAME JOB_ID JOB_DESCRIPTION STATUS_DATE CC_NO

Sort Ascending
Sort Descending
Clear Sorting
Group By This Column
Hide Group By Box
Remove This Column
Column Chooser
Best Fit
Best Fit (all columns)
Filter Editor...

MAX=296258 MIN=1696 SUM=1696

Print Page Copy Paste Total Subtotals

الرتب العلمية
جهات العمل
حالة الموظفين مع الجنسيات
سنوات التوظيف حسب الجنسية
سنوات التوظيف
سنوات التوظيف
نوع التعيين

جامعة تبوك
University of Tabuk

12:40
9/10/2013

You can drag and
drop any of the
variables from
displayed column
chooser

You can add or
remove any
variable in
columns data from
the column
chooser list

You can Expand or
Collapse the tree by
clicking on + or -

Customization

ACCOUNT_NO
ACTUAL_DEPT_CODE
ADD_SALARY
ADDRESS
ASSIGNMENT_DATE
BANK_ID
BANK_Name
BASIC_SALARY
BIRTH_COUNTRY
DECISION_DATE
DECISION_NO

Reports

Choice of data Results Pivot table

NATIONALITY_NAME GENDER_NAME

EMPLOYEE... BIRTH_DATE JOIN_DATE BIRTH_YEAR DEPT... AGE CODE_NAME FULL_NAME NATIONAL... JOB... JOB_DESC STATUS_N... CC_NO

57773 3/24/1973 4/16/2011 1973 قسم الت... 39 أعضاء هيئة... 72 أحمد عبد الله سلامة الزعاري 2304058478 826 1 المعاضرون ع... على رأس عمله 2011

NATIONALITY_NAME: الباكستانية
GENDER_NAME: انثى
GENDER_NAME: ذكر
NATIONALITY_NAME: البريطانية
NATIONALITY_NAME: البوسنية
NATIONALITY_NAME: الجزائرية
NATIONALITY_NAME: السودانية
NATIONALITY_NAME: السودانية
NATIONALITY_NAME: البوسنية
NATIONALITY_NAME: الفرنسية
NATIONALITY_NAME: الفلبينية
NATIONALITY_NAME: الفلسطينية
NATIONALITY_NAME: الكندية
NATIONALITY_NAME: الليتوانية
NATIONALITY_NAME: المصرية
NATIONALITY_NAME: الهندية
NATIONALITY_NAME: الولايات المتحدة الأمريكية
NATIONALITY_NAME: جنوب إفريقيا

طباعة حفظ حذف Total Subtotals

اعداد المعاملات

12:43 9/10/2013

You can filter any column by simple filtering

Reports

Choice of data Results Pivot table

NATIONALITY_NAME GENDER_NAME

EMPLOYEE... BIRTH_DATE JOIN_DATE BIRTH_YEAR DEPT... AGE CODE_NAME NATIONAL... FULL_NAME NATIONAL... JO... JOB_DESC STATUS... CC_NO

57773 3/24/1973 4/16/2011 1973 قسم الت... 39 أعضاء هيئة... 72 أحمد عبد الله سلامة الزعاري 2304058478 826 1 المعاضرون ع... على رأس ع... 2011

NATIONALITY_NAME: الباكستانية
GENDER_NAME: ذكر
NATIONALITY_NAME: البريطانية

Filter Editor

Or

[NATIONALITY_CODE] Equals 63

[NATIONALITY_CODE] Equals 72

OK Cancel Apply

MAX=286258 MIN=1696 SUM=1696

طباعة حفظ حذف Total Subtotals

اعداد المعاملات

12:47 9/10/2013

You can filter any column by advance comprehensive filtering

Pivot table reports:

Pivot table reports are the third type of reports in V-tech software solution. All reports can be modified, deleted, copied, export or import by manager or users depending on authorities. Report design screen is a drag and drop screen where user can add any variable removed one in simple way. User can add total or subtotal calculated value like (Sum, Average, Min, Max, etc.). User can make simple filtering according to columns or he can make an advance filtering using multiple variables with an operation combination (like: or, and, contain, =, >, <, <>, etc.). User can Reports output can save in many formats: PDF, HTML, MHT, RTF, XLS, XLSX, CSV, Text or image. See below images.

List of columns labels

List of datum labels

List of raw labels

List of chosen variable list to drag and drop from

Choice of data: Results

FORM_CODE	MARITAL_STATUS	RANK_CODE	SCALE_DESC	SERVICE_START_DATE	WORK_EMAIL	MARITAL_STATUS	INSTRUCTOR_ID	STATUS_NAME	CODE_NAME	DEPT_NAME	JOIN_DATE	DECISION_NO	DECISION_DATE	CONTRACT_TYPE	BIRTH_CITY	BIRTH_COUNTRY	ASSIGNMENT_DATE	ACTUAL_DEPT_CODE	BASIC_SALARY	Qty_ID
NATIONAL...	EMPLOYEE...	NATIONAL...	JOIN_D...	FULL_NAME	GENDER...	Qty_ID Total														
الأردنية						202														
الألمانية						1														
اليابانية						20														
البريطانية						4														
الفرنسية						7														
الجزائرية						8														
السعودية						1351														
المصرية						114														
السورية						39														
السويسرية						2														
الفرنسية ...	57209	2296339936	4/9/2011 0...	هويدا الفولك سليم منصور	انثى	1														
	57236	2296336403	9/18/2010 ...	علي حسن علي منصور	ذكر	1														
	57809	2296339936	4/9/2011 0...	هويدا ربيع الفولك منصور	انثى	1														
Total						3														
القطرية						14														
الفلسطينية						2														
الكندية						10														
الليمانية						1														
المصرية						399														
الهندية						50														
الولايات المتحدة الأمريكية						5														
جنوب أفريقيا						1														

You can filter any column by simple filtering

Choice of data: Results

ACCOUNT_NO	ACTUAL_DEPT_CODE	ASSIGNMENT_DATE	BIRTH_DATE	CC_NO	CONTRACT_TYPE	CONTRACT_COUNTRY	dept_code_name	DEPT_NAME	GENDER_NAME	JOIN_DECISION_NO	JOB_DESC
JOIN_DATE	JOB_NO	NATIONALITY_NAME	NATIONAL_ID	SCALE_DESC	SERVICE_START_DATE	MOBILE_NO	Drop Column Fields Here				
BASIC_SALARY	ADD_SALARY	Grand Total									
CODE_NAME	FORM_CODE	EMPLOYEE...	NATIONAL...	STATUS_N...	JOIN_DATE	FULL_NAME	Qty_ID	BASIC_SALARY	ADD_SALARY		
أحور عمان							104	89702.5	18058.10		
أعضاء هيئة التدريس							625	4758820.08	3979370.00		
أعضاء هيئة التدريس - متقاعدين							654	4076621.35	3883201.20		
الشركات الإدارية							378	728332.63	182341.55		
الشركات الإدارية الوظيفية							7	92760	13448.40		
الوظائف الصحية							17	80334.25	37885.90		
مستخدمون							66	105635.70	19922.15		
Grand Total							1851	9932206.51	8134227.30		

Statistical reports:

Statistical reports can be done by one of three types of reports in V-tech software solution. All statistical reports can be modified, deleted, copied, export or import by manager or users depending on authorities. User can make simple filtering according to columns or he can make an advance filtering using multiple variables with an operation combination (like: or, and, contain, =, >, <, <>, etc.). User can Reports output can save in many formats: PDF, HTML, MHT, RTF, XLS, XLSX, CSV, Text or image. See below images.

You can Expand or Collapse the tree by clicking on + or -

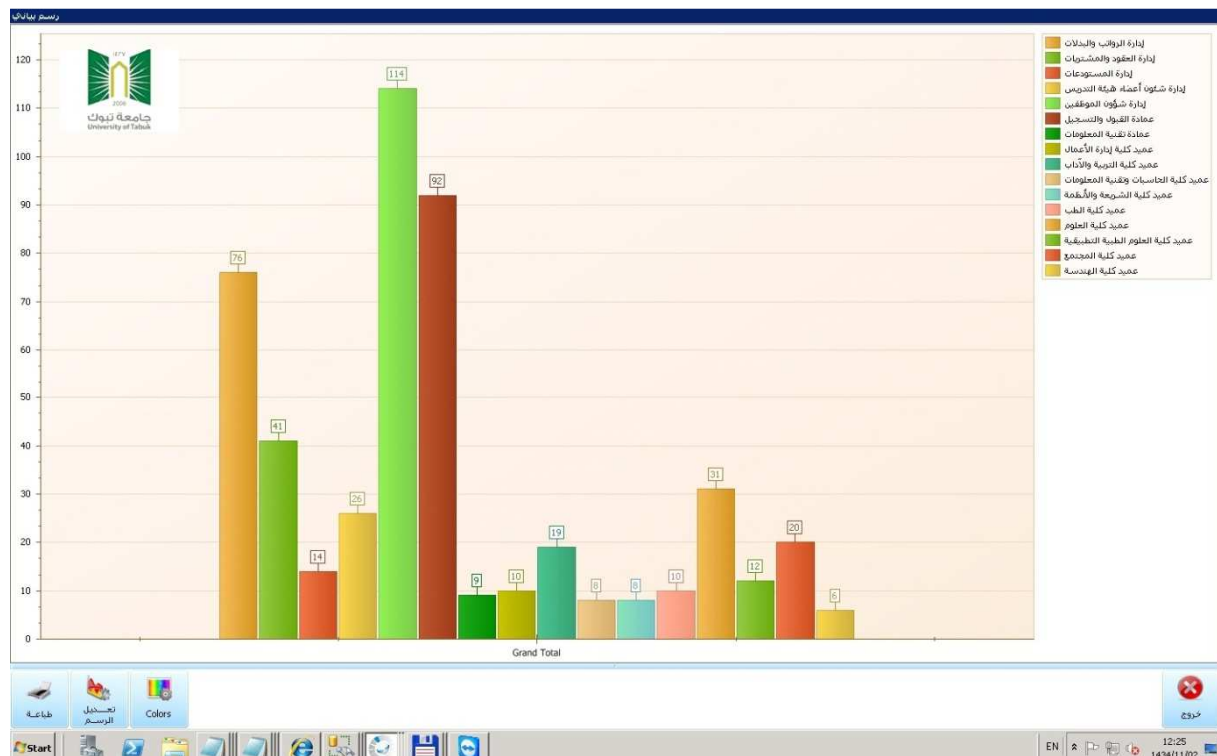
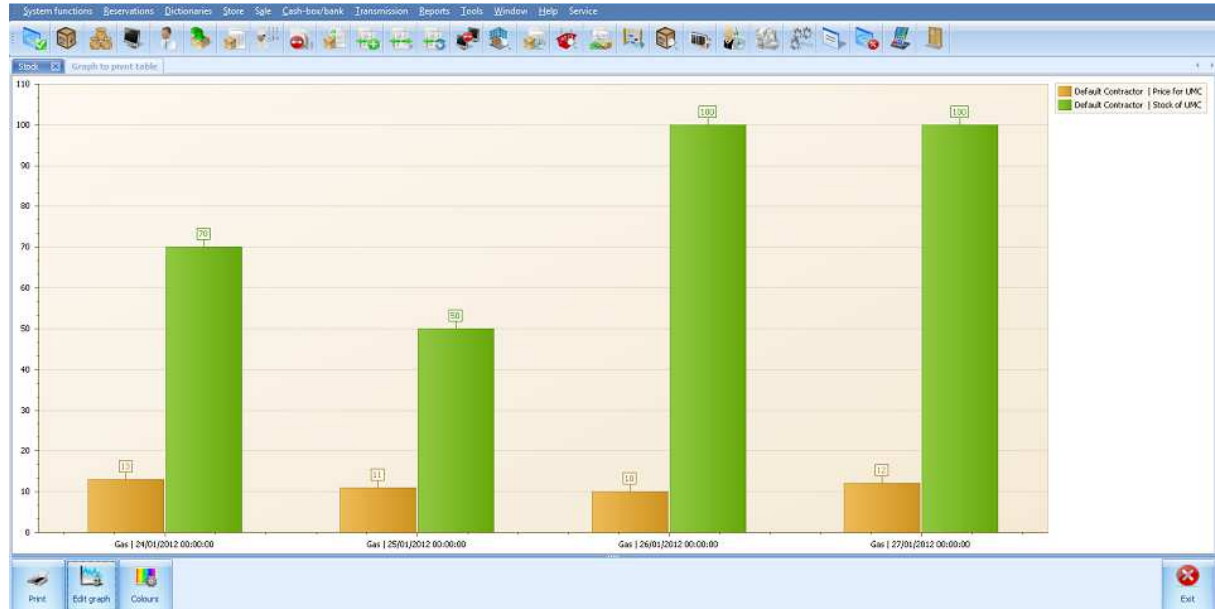
List of saved Tree reports

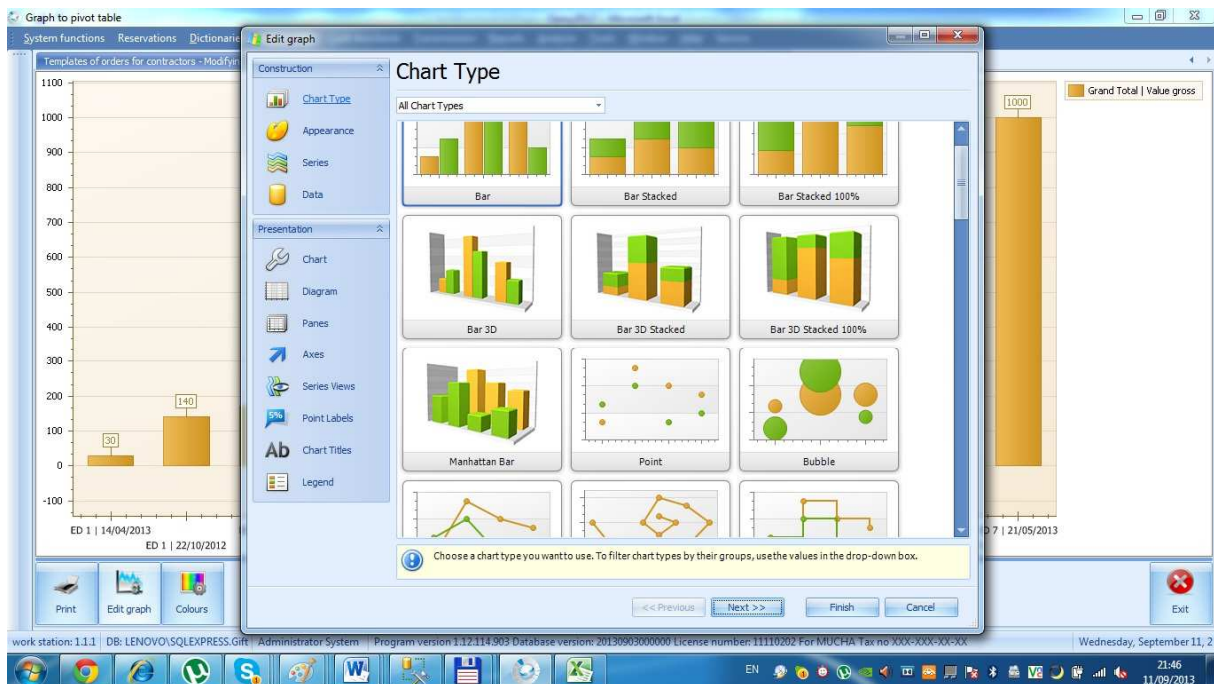
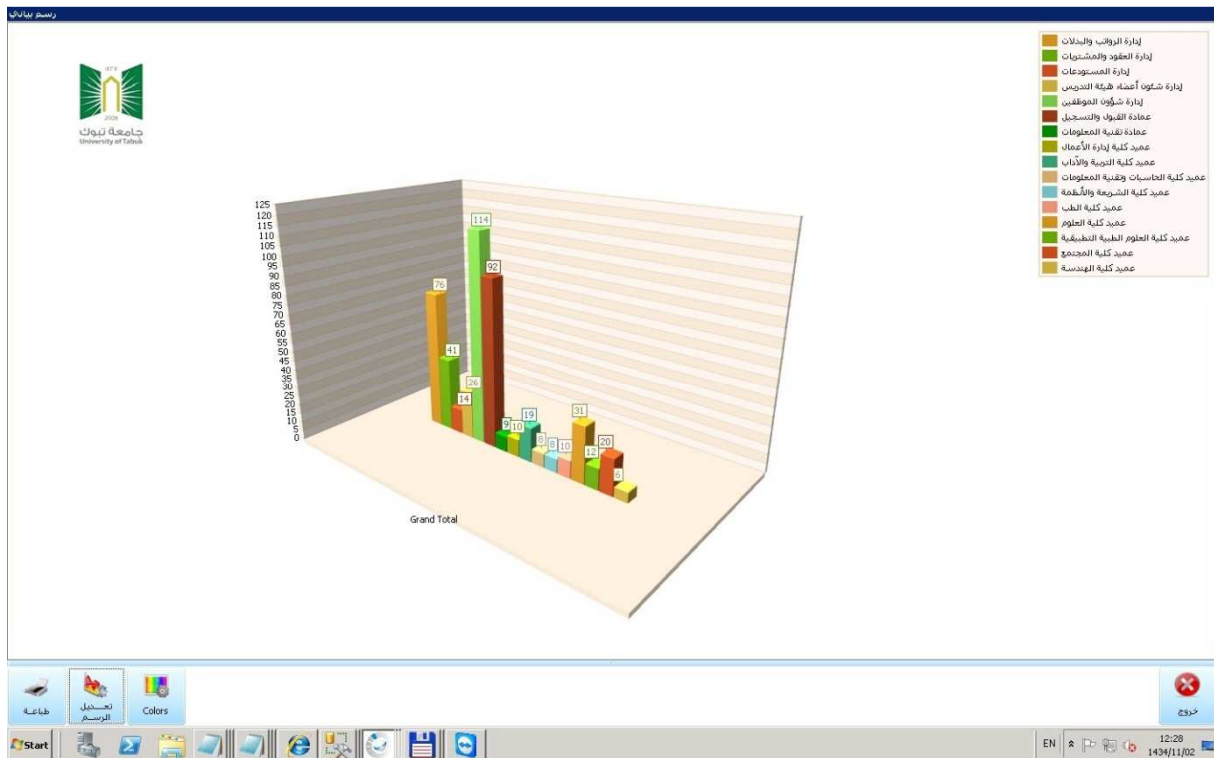
You can add or remove any variable from this list

You can filter any column by advance comprehensive filtering

Graphic Charts:

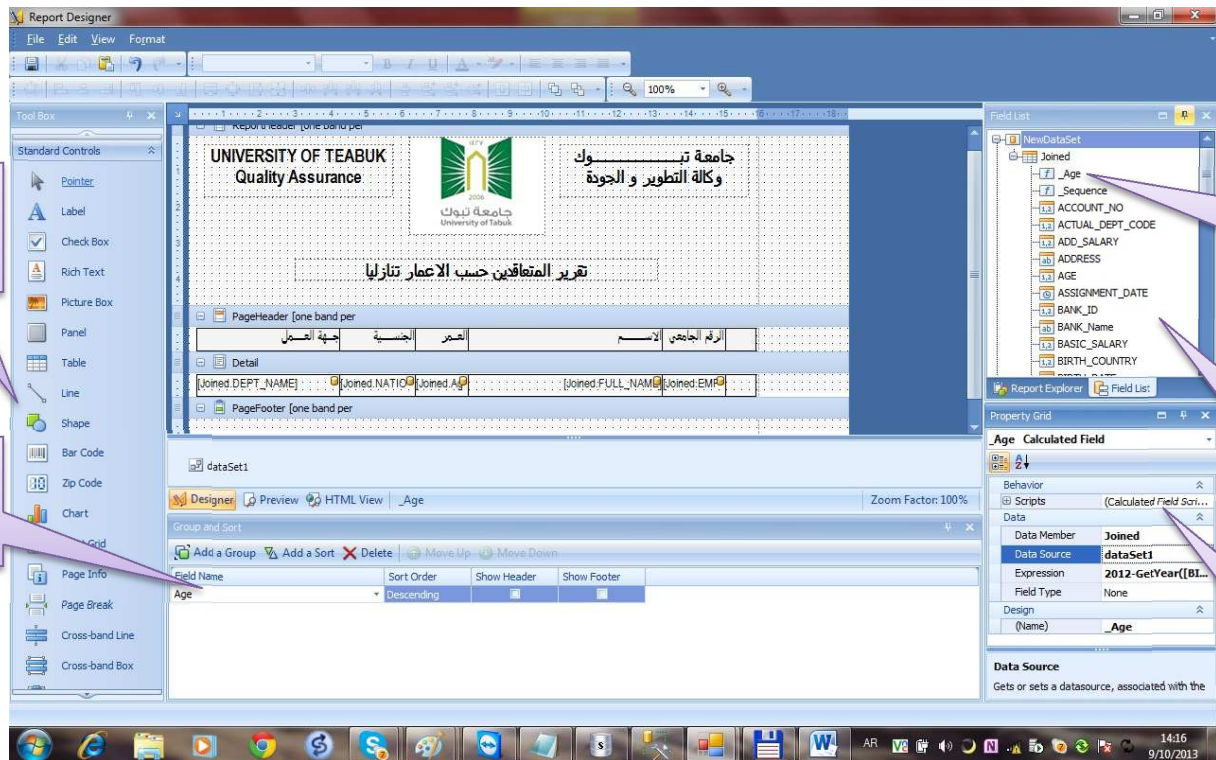
Charts are built-in in V-tech software solution. All reports data can be presented by charts. Such charts can be modified and can have different look. See below images.





Reports Printing and Exporting:

Reports results in V-tech software solution can be printed on any kind of printers. All reports data can be exported to many formats: PDF, HTML, MHT, RTF, XLS, XLSX, CSV, Text or image. Also you can see in the first image the fixed reporting designer which manages the content and look of the fixed reports. See below images.



Preview

File View Background

100%

PDF File
HTML File
MHT File
RTF File
XLS File
XLSX File
CSV File
Text File
Image File

جامعة تبوك
University of Tabuk
2006

UNIVERSITY OF TEABUK
Quality Assurance

جامعة تبوك
وكالة التطوير و الجودة

تقرير المتعاقين حسب الاعمار تنازليا

الرقم الجامعي	الاسم	العمر	الجنسية	جهة العمل
10067	محمد سليم عودة السريحي	71	السعودية	كلية الآداب - جامعة تبوك
10983	عمدة سليم خالد القبيصي	68	السعودية	كلية الآداب - جامعة تبوك
54705	بوال السيد محمد زين الدين	67	البحرين	قسم اللغة العربية
10978	خضراء مطلق عبد العطوي	67	السعودية	كلية الآداب - جامعة تبوك
10089	خزعة عودة سليم ناجم	67	السعودية	كلية الآداب - جامعة تبوك
52223	عفاف ابراهيم محمد عبد القوي	66	البحرين	كلية المجتمع
10060	سليمان سلمان مقبول العطوي	66	السعودية	كلية الآداب - جامعة تبوك
10059	عبد محمد عواد الجويطي	66	السعودية	كلية الآداب - جامعة تبوك
200499	عاصم بندي حسين علي	65	البحرين	كلية الآداب - جامعة تبوك
200418	هفت فخر الدين نور احمد	65	البحرين	الكيمياء
54871	شرف الدين محمد حمز الملك	65	السودانية	قسم علم النفس
53292	صلاح الدين مصطفى كمال احمد	65	البحرين	كلية العلوم
53011	محمد حسين محمد	65	البحرين	كلية العلوم التطبيقية

Page 1 of 63

Zoom Factor: 100%

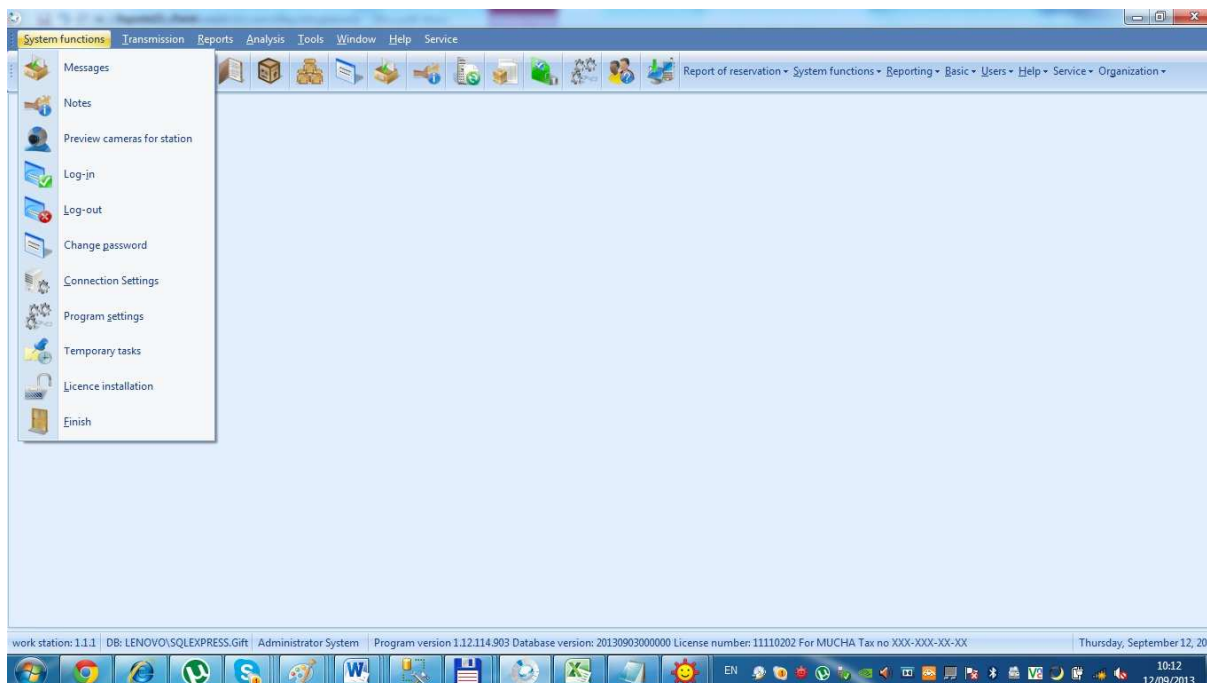
14:42
9/10/2013

Saving reports to
different formats

V-tech software Management

V-tech software management screens are built using the latest technology released by Microsoft which is **Microsoft .NET and C#** and **Microsoft Sql server**. It is an easy and attractive interface. V-tech management allows a full control to users on the whole reporting process from beginning to end, starting from providing filtering parameters, to a detailed and accurate monitor of managers details reports. V-tech management screens for V-tech software system has several modules that perform numerous functions besides providing tens of insightful reports and analysis of the whole dynamic reporting process.

V-tech software has following modules: filtering module screens, Authorities screen, Major reports groups and multi language support.



Having V-tech software Enterprise version will allow the management users to enjoy a number of extra features that include the dynamic reporting Module, Pivot table reports, Sending reports by email and sms and dynamic graphic charts.

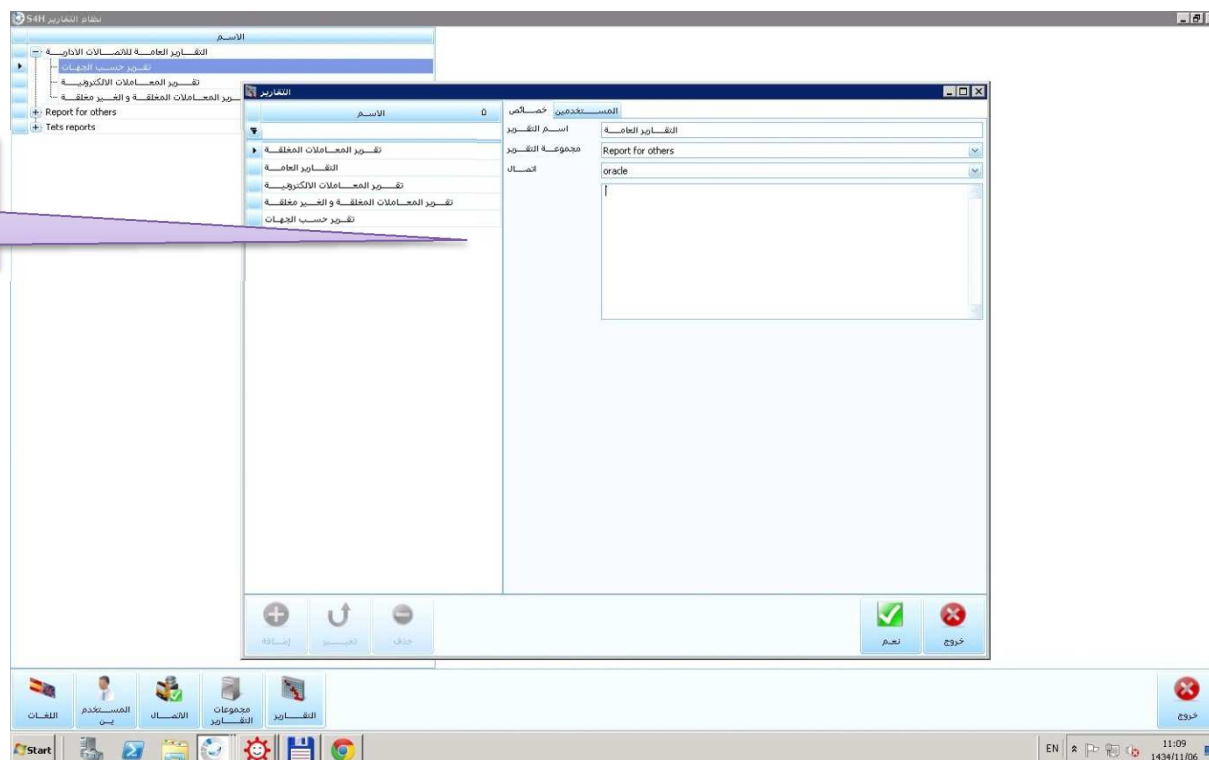
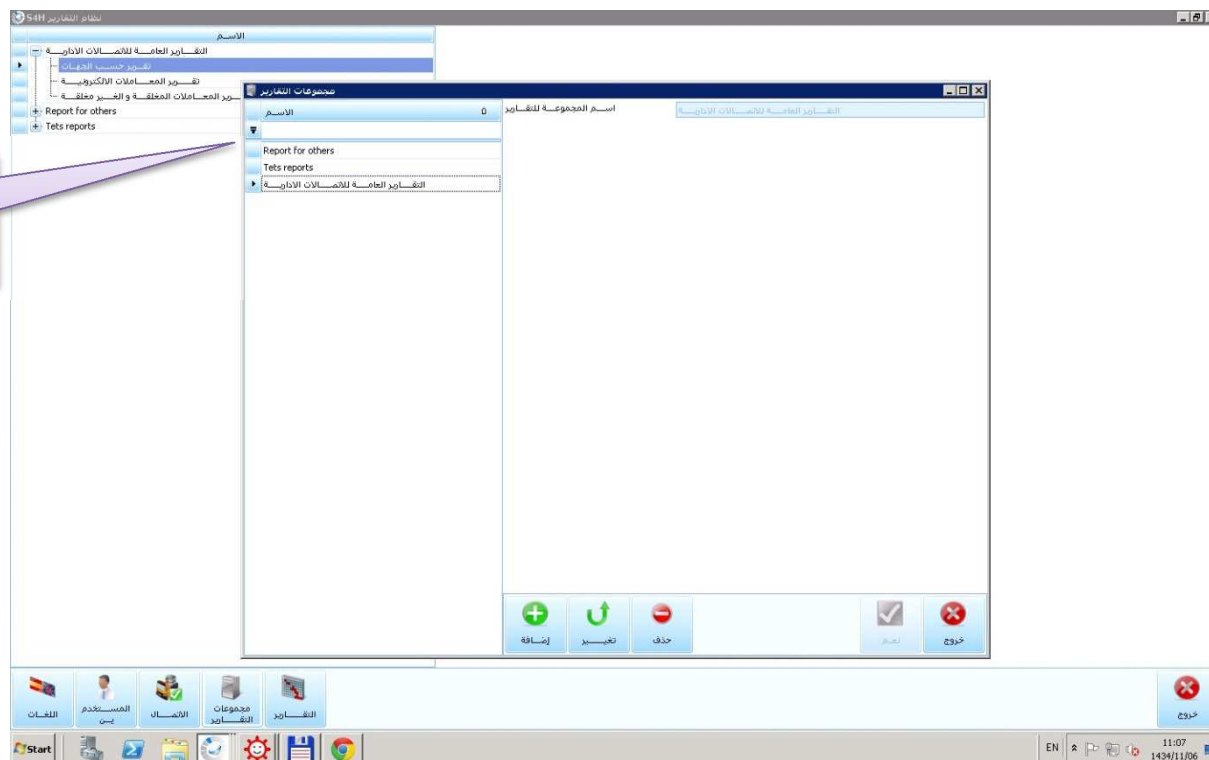
Users' management:

This module is used to define users and to give them authorities according to reports' groups. Each user also will have the ability to do his own reports. See below images.



Report groups' management:

This module is used to define groups of reports (You can add how much reports you want) and assign users to these reports. Each user also will have the ability to add reports with in the same groups. See below images.



Filtering parameters' management:

This module is used to define filters for an individual group of reports. User can add, modify and delete any filter. For each filter you define the variable input for it and user can select what kind of object will be used, Checklist, flag, list-item, textbox, etc. Such filters are used to customize and generate more more specific outputs. See below images.

Filters with current variable for report

Different kinds of filter objects: Checklist, flag, list-item and textbox

User can filter according to names.

Object can be added, modified or removed

Filter sample: Nationalities, employee status, names, etc.

V-tech softwareing Cycle



Parameters collecting

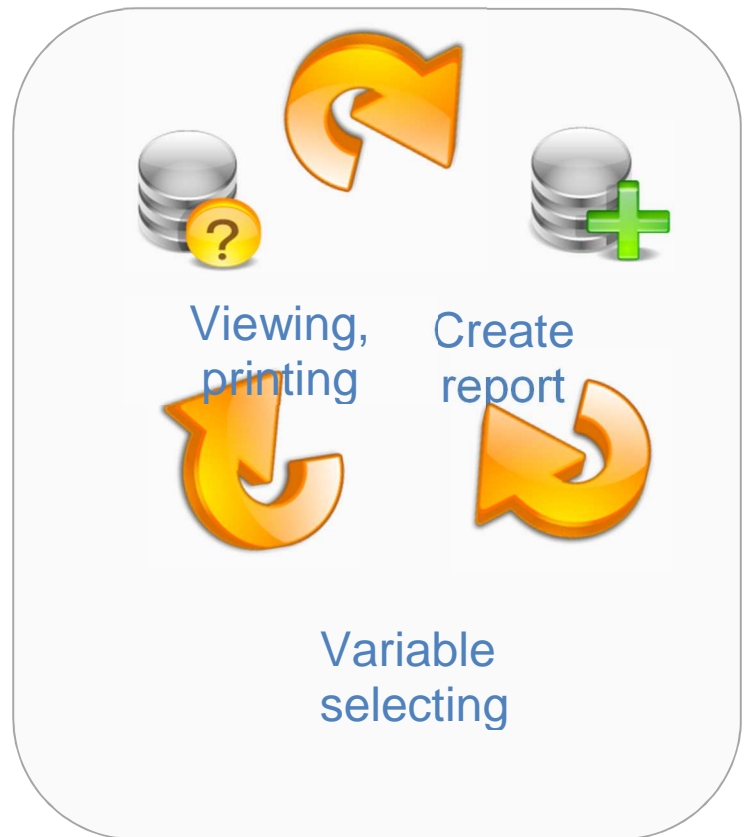
- 1 Choose the report kind
- 2 Select parameters

Variables selecting

- 1 Add/remove Variables
- 2 Relocate variables

Report Viewing and printing

- 1 Review Report
- 2 Save reports with different formats
- 3 Print reports



V-tech Solution Benefits



Top Management:

V-tech software supports decision makers with valuable outputs to decide the right actions to enhance management's future decisions.

Cost Saving:

V-tech software Dynamic Reporting System solution lowers costs dramatically by saving management time minimizing administrative overheads. All reports are created dynamically. Management or employees can dynamically in easy way create his own report and modify it. All data are taken from the source database.

Customer Management:

With V-tech software, the reporting process can be done for group of employees according to different standards. Also reports can be done according to different dates.

Error Placement

Automating your reporting system provides a control tool for you're the whole data entered by your employees where by some reports you can in easy way find the errors.

Control:

The fruits of cost saving, customer management and error placement can only be gained with strong control. Now, with V-tech, you can control all reports and all steps done on the system. You can specify all steps and their order, and you can have detailed time logs of employee's activities.